



# Nechako Communicable Disease Prevention Plan (updated Jan.3/22)

## Step 1: Understand the risk

*Preventing communicable disease involves taking ongoing measures to reduce the risk for communicable disease transmission in the workplace.*

Disease-related information issued by the regional medical health officer, or the provincial health office, is reviewed by the district leadership team, which includes the superintendent, secretary treasurer, directors, and principals/vice-principals. The team meets as often as required.

Information and direction on measures is emailed to school administrators, and staff.

Information is posted on the district's website in a timely fashion.

## Step 2: Implement measures, practices, and policies to reduce the risk

*Use existing policies, and collective agreements to support staff who have symptoms of communicable disease, so they can avoid being in the workplace when sick.*

### Overall

Staff and students are reminded of their responsibilities to complete a daily health check. Staff and students are regularly reminded to stay home when they are sick, and are provided with resources on what to do when they are sick (e.g. the BC Self-Assessment Tool app).

Practices are in place to appropriately respond when a staff member, student, or other person develops symptoms of illness while at school.

Health care provider notes are not required to confirm the health status of any individual, beyond those required to support medical accommodation as per usual practice.

The school district supports employees in receiving vaccinations.

School district personnel will ensure that all provincial health office, or ministry health office orders, guidance, recommendations, and notices, local or provincial, will be followed.

WorkSafeBC protocols will be implemented as necessary

### Attendance & Record Keeping

Staff will complete a daily health check as they sign in each morning, in the sign in book on the office counter.

Visitors will sign in and complete a daily health check on the clipboard on table by the front entrance. Visitors will be made aware of the school's communicable disease plan through signage and copies of the plan available upon entry.

Student attendance is taken daily into MYED.

### Hand Hygiene

Hand hygiene facilities are available and accessible throughout buildings, and are well maintained. In addition, alcohol based hand sanitizer is provided at entrances, and throughout schools. Hand driers will be accessible



The district will ensure that hand hygiene supplies are well stocked at all times, including soap, paper towels, and hand sanitizer.

The district promotes the importance of diligent hand hygiene to staff, and students regularly.

Posters are up to remind students and staff to wash their hands, and to cover coughs and sneezes.

## Space Arrangement

Maximize space between people. Arrange rooms to maximize space between students and staff. Consider different common space, classroom, and learning environment configurations to allow space between students and adults (e.g., different desk and table formations). In indoor spaces, people will have enough room to carry out intended activities without involuntary physical contact and all available space is used. People will be spread out and room capacity limits will not be exceeded.

Limit crowding in common spaces. Implement strategies that prevent crowding during class transition times. This could include staggered start/stop times and staggered recess/snack, lunch, and class transition times.

Consider ways to minimize crowding in common staff spaces, such as encouraging employees to use alternative spaces for lunch and breaks. Entry and exit doors and stairwells have been assigned to minimize traffic during bell and break times and directional arrows are on the floors.

School

## Staff Specific Considerations

Schools should seek virtual alternatives where possible when a group is gathered, including for assemblies and staff meetings. If a virtual alternative is not possible, the size of the gatherings should be minimized as much as possible.

## Curriculum, Programs and Activities

For music, students will be spread out in the space available. Musical instruments will not be shared, and wind instruments have a shield over the openings. They will be cleaned regularly.

Students will hand sanitize/wash before and after PE. Masks will remain on for students \ except during rigorous activity. PE will be held outdoors when possible.

Local field trips will be in line with public health recommendations and orders.

## Food Services

Our lunch club program will follow food safety practices and students will be spaced out using the space the lunch room offers.

Water fountains will be operational; water bottles are encouraged.

## Community Use of Schools

Community use of school facilities is aligned with related public health guidance, recommendations and orders. They will have their own Communicable Disease Prevention Plan as well.

## Personal Health Measures

Staff, parents are students are regularly reminded via school newsletters, school website and Facebook page to complete a Daily Health Check and stay home if sick. They are encouraged to call 811 if showing symptoms or contact their doctor.



Parents will be called if a student is sick at school, they will be brought to the medical room to wait for pickup. Once student is feeling better, they are able to return to school, a doctor's note is not needed.

Hand cleaning will be done numerous times throughout the day, see Appendix B

Staff, any adults within the school, and students in grades 4 and up will wear a non-medical mask. Students K-3 will be encouraged to wear one, but is based on family choice.

Masks are available for anyone needing one.

### Illness

- ❖ Staff are to initial the active daily check list posted at the front doors.
- ❖ Any student or staff who is experiencing symptoms of a cold, flu, COVID-19, or other respiratory illness must stay home and inform the school of absence.
- ❖ If a staff member becomes ill during the day, administration will be notified immediately. Administration will notify the District office.
- ❖ If staff are experiencing symptoms of COVID-19, they should contact 8-1-1 and follow the advice and guidance provided.
- ❖ Parents/Caregivers must also actively assess their children for symptoms daily before the start of the school day. If students are sick, they must stay home and contact the school. Reminders of the daily health check will be emailed out and posted on Facebook.
- ❖ If students are ill during the day, their parent/guardian will be called and they will be asked to come and pick up their son/daughter immediately. They will be asked to contact 8-1-1 and follow the guidance provided and follow up with the school.

### Accessing the building:

- ❖ Sanitize upon entry to the building.
- ❖ The sign-in for all non-regular employees and all visitors is located at the front desk. This is the master sign-in for the building.
- ❖ When entering the building after hours, staff are asked to sign in at the front sanitizing station. Please enter only through the front door if accessing the building after hours.
- ❖ Parents, guardians, and guests will have limited access to the building. The front doors will remain locked. Non-essential issues should be addressed via email or phone calls.
- ❖ Limit visitors to the school to those that are supporting activities that are of benefit to student learning and wellbeing (e.g., teacher candidates, immunizers, meal program volunteers, etc). Ensure visitors follow school CDP and complete a daily health check before entering the school.



## Supportive School Environments

Signage, daily reminders and routines are in place to support the practice of personal hand hygiene and respiratory etiquette, (coughing into your arm, washing hands after sneezing, etc).

Signage and floor markers are placed to remind staff and students to respect others personal space.

Limit crowding in common spaces. Implement strategies that prevent crowding during class transition times. This will include staggered start/stop times and staggered recess/snack, lunch, and class transition times. Consider ways to minimize crowding in common staff spaces, such as encouraging employees to use alternative spaces for lunch and breaks.

School communicable disease plans should not include restricting access to water, washrooms or other spaces that support student learning and well-being (e.g. gymnasiums, libraries, support rooms, etc.).

## Supporting Students with Disabilities/Diverse Abilities

School districts and independent schools are expected to implement health and safety measures that promote inclusion of students with disabilities/diverse abilities.

Supporting students with disabilities/diverse abilities may require staff providing support services to be in close physical proximity or in physical contact with a student.

When staff are working with a student indoors, and the service cannot be provided from behind a barrier, staff are required to wear a non-medical mask. Additional personal protective equipment is not required beyond that used as part of the personal care routine normally encountered in their regular course of work (e.g., gloves for toileting).

When working with students where seeing facial expressions and/or lip movement is important, and the service cannot be provided from behind a barrier, options include having the staff member wear a mask with a transparent section to enable visualization of the mouth. More information on masks is available on the

## Masks

The PHO Order –requires all students, staff and visitors to wear a mask indoors at school. Everyone who is able to must wear a mask. If the student is unable to wear a face covering because of (i) a psychological, behavioural or health condition, or (ii) a physical, cognitive or mental impairment; (b) if the student is unable to put on or remove a face covering without the assistance of another person. (PHO Order Face Coverings)

Schools are expected to work with staff, students (or their parents/caregivers, if applicable) and visitors with mask exemptions to explore potential strategies to reinforce and enhance other safety measures to ensure their safety and the safety of others. They are not required to provide a doctor’s note. Alternative measures must not be punitive or stigmatizing in nature, or prevent a student from attending or fully participating in-person at school

Students are not required to wear masks during high-intensity physical activities (e.g. stationary bike, weightlifting, basketball, soccer); mask use during these activities is left to



## School Gatherings

School gatherings are events that bring staff and students together outside of regular learning activities. Schools should seek virtual alternatives where possible when a group is gathered, including for assemblies and staff meetings. If a virtual alternative is not possible, the size of the gatherings should be minimized as much as possible.

School extracurricular and social gatherings and events (including those occurring within and between schools), regardless of location, should occur in line with the guidance in this addendum and the Public Health Guidance for K-12 Schools, as well as any applicable local, regional, or provincial public health recommendations and Orders.

## Cleaning

Frequently touched surfaces are cleaned and disinfected at least once a day. Surfaces touched by fewer people are cleaned once a day. Practices are in place to clean and disinfect frequently touched surfaces when they are visibly dirty. Other general cleaning occurs in line with regular practices.

Practices are in place to clean and disinfect any surfaces a person's body fluids have contacted after they have displayed symptoms of illness.

Our school custodians are responsible for the cleaning. They have appropriate supplies, and have the Building Service Worker 1 & 2 training.

## Building Ventilation

All HVAC systems are operated, and maintained as per standards and specifications. Buildings are monitored, and preventative maintenance systems are in place to ensure systems are working properly. HVAC programming has been modified to increase fresh air input prior to and during building occupancy whenever possible. Schools with recycled/recirculated air systems upgrade their current filters to a minimum MERV 13 filter or higher if possible;

- schools with fresh air intake systems increase their average air exchanges as detailed on the ASHRAE

Portable air conditioners, and fans are not normally used, if required, portable appliances are situated to move air from high to low avoiding horizontal cross breezes. Windows may be open windows when weather permits, if it does not impact the functioning of ventilation systems.

Risk mitigation strategies are identified for excessive heat events or times of poor air quality.

## Transportation

General cleaning occurs in line with regular practices. Practices are in place to encourage bus drivers, and passengers to practice hand hygiene before and after trips. If empty seats are available, passengers are to spread out. When weather allows windows are to be open.

Bus drivers, adult volunteers, and visitors, **and all students must wear masks according to the guidelines**, or applicable public health orders/recommendations.



### **Step 3: Communicate measures, practices, and policies**

*Make sure everyone entering the workplace, including workers from other employers, receives information about your measures, practices, and policies for managing communicable disease.*

Processes are in place to ensure itinerant staff, teachers on-call and visitors are aware of the school's communicable disease plan and their responsibility to follow measures at all times, including the daily health check, to stay home when sick.

Signage is up, and check in at the school office is required. Information is posted on the district and school websites.

Staff are kept abreast of changes through the start of year orientation session, email, and staff meetings.

Staff, adult volunteers, visitors, and students in Grade 4, and higher, in "bricks and mortar" schools wear a non-medical mask or face covering (a "mask") according to the guidelines or applicable public health orders/recommendations.

Dr. Bonnie Henry announced updates to the Public Health Communicable Disease Guidance for K-12 Schools and the Provincial COVID-19 Communicable Disease Guidelines for K-12 Settings to require masks for kindergarten to Grade 3 students (Oct.1/21)

Masks are available for those who have forgotten theirs.

### **Step 4: Monitor your workplace and update your plan as necessary**

*Continually evaluate and update your plan to reflect changing risk levels and work practices.*

Site joint health and safety committees are kept informed of ongoing evaluation of measures, practices, and policies through their school principal. The district joint health and safety committee works closely with the secretary treasurer, and are kept informed through them.

Workers escalate health and safety concerns through their site joint health and safety committee members.

Administrators constantly monitor that measures, policies, and practices are being followed through their site joint health and safety committees, staff meetings.

Workplace inspections and ongoing supervision, are used to ensure measures are functioning properly, and being followed, and maintained.

Individual employees are reminded to monitor their workplace, and risk level.

Plans will be updated to reflect changes as they occur.

Employees are made aware of the process required to raise health and safety concerns.

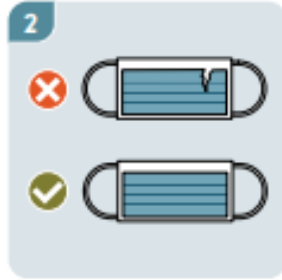


## APPENDIX: A - How to Use a Mask

### Prevent the spread of communicable disease: How to use a mask



1 Wash your hands with soap and water for at least 20 seconds before touching the mask. If you don't have soap and water, use an alcohol-based hand sanitizer.



2 Inspect the mask to ensure it's not damaged.



3 Turn the mask so the coloured side is facing outward.



4 Put the mask over your face. If there is a metallic strip, press it to fit the bridge of your nose.



5 Put the loops around each of your ears, or tie the top and bottom straps.



6 Make sure your mouth and nose are covered and there are no gaps. Expand the mask by pulling the bottom of it under your chin.



7 Press the metallic strip again so it moulds to the shape of your nose. Wash your hands again.



8 Don't touch the mask while you're wearing it. If you do, wash your hands.



9 Don't wear the mask if it gets wet or dirty. Don't reuse it. Follow the correct procedure for removing the mask.

#### Removing the mask



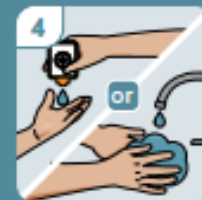
1 Wash your hands with soap and water or use an alcohol-based hand sanitizer.



2 Lean forward to remove your mask. Touch only the ear loops or ties, not the front of the mask.



3 Dispose of the mask safely.



4 Wash your hands. If required, follow the procedure for putting on a new mask.



## APPENDIX B – When to Perform Hand Hygiene

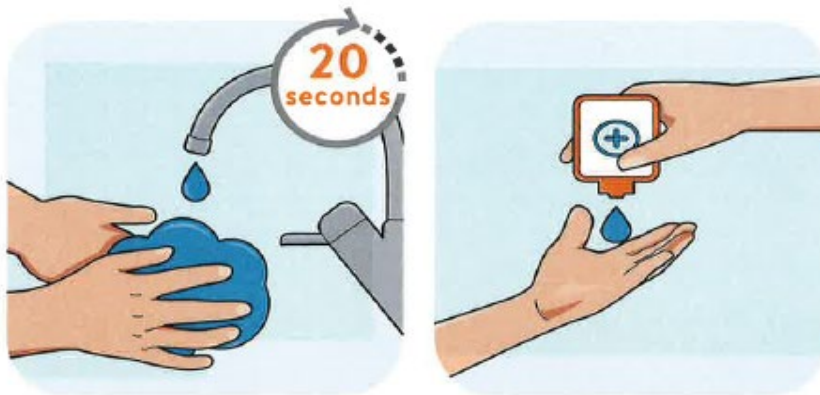
When Students Should Perform Hand Hygiene:	When Staff Should Perform Hand Hygiene:
<ul style="list-style-type: none"><li>• When they arrive at school.</li><li>• Before and after any breaks (e.g., recess, lunch).</li><li>• Before and after eating and drinking (excluding drinks kept at a student’s desk or locker).</li><li>• Before and after using an indoor learning space used by multiple classes (e.g. the gym, music room, science lab, etc.).</li><li>• After using the toilet.</li><li>• After sneezing or coughing into hands.</li><li>• Whenever hands are visibly dirty.</li></ul>	<ul style="list-style-type: none"><li>• When they arrive at school.</li><li>• Before and after any breaks (e.g. recess, lunch).</li><li>• Before and after eating and drinking.</li><li>• Before and after handling food or assisting students with eating.</li><li>• Before and after giving medication to a student or self.</li><li>• After using the toilet.</li><li>• After contact with body fluids (i.e., runny noses, spit, vomit, blood).</li><li>• After cleaning tasks.</li><li>• After removing gloves.</li><li>• After handling garbage.</li><li>• Whenever hands are visibly dirty.</li></ul>





## APPENDIX C – Prevent the Spread

# Prevent the spread of communicable disease



**Wash your hands often with soap and water for 20 seconds. If soap and water aren't available, use an alcohol-based hand sanitizer.**

### **Wash your hands:**

- When you arrive at work
- Before and after going on a break
- After using the washroom
- After handling cash or other materials that have come into contact with the public
- Before and after handling shared tools and equipment
- Before and after using masks or other personal protective equipment



APPENDIX D - Coughs and Sneezes

# Prevent the spread of communicable disease

## Cover coughs and sneezes



Cough or sneeze into your sleeve, not your hands. Avoid touching your face with your hands.

Or



Cover your mouth and nose with a tissue and put your used tissue in a wastebasket.



Wash your hands with soap and water for at least 20 seconds.

Or



Clean your hands with alcohol-based hand sanitizer.



**APPENDIX E - Room Occupancy**

# Prevent the spread of communicable disease

In order to reduce the spread of communicable disease, we are limiting the number of people in this space.


**Address/room/space:**

\_\_\_\_\_

**Occupancy limit: \_\_\_\_\_ people**



## APPENDIX F – Daily Health Check

 <b>DAILY HEALTH CHECK</b>	
KEY SYMPTOMS OF ILLNESS	WHAT TO DO
Fever (above 38°C) Chills Cough Difficulty breathing Loss of sense of smell or taste	<p><b>If yes to 1 or more of these symptoms:</b> Stay home and get a health assessment.</p> <p>Contact a health care provider or 8-1-1 about your symptoms and next steps.</p>
OTHER SYMPTOMS	WHAT TO DO
Sore throat Loss of appetite Headache Body aches Extreme fatigue or tiredness Nausea and vomiting Diarrhea	<p><b>If yes to 1 symptom:</b> Stay home until you feel better.</p> <p><b>If yes to 2 or more of these symptoms:</b> Stay home for 24 hours.</p> <p>If symptoms don't get better or get worse, get a health assessment; contact a health care provider or 8-1-1 about your symptoms and next steps.</p>
INTERNATIONAL TRAVEL:	WHAT TO DO
Have you returned from travel outside Canada in the last 14 days?	<p><b>If yes:</b> All students and staff who have travelled outside of Canada are required to <b>self-quarantine</b> for 14 days after arrival under both provincial and federal orders.</p> <p>This includes students who are attending school from abroad. Students from outside of Canada should plan to arrive in Canada at least two weeks before they are scheduled to attend school to adhere to the self-quarantine orders. Additional information is available <a href="#">here</a>.</p>
CLOSE CONTACT	WHAT TO DO
Have you been contacted by public health and notified that you are a close contact of a person confirmed to have COVID-19?	<p><b>If yes:</b> Please follow the instructions provided by Public Health.</p> <p>You can call 8-1-1 anytime to get advice about how you are feeling and what to do next. Pay attention to how you are feeling. If it becomes harder to breathe, you can't drink anything or feel much worse, seek urgent medical care at an urgent care clinic or emergency department.</p>

Check your symptoms with the [K-12 Health Check](#). If you have any questions, or the symptoms get worse, contact your healthcare provider, or call 8-1-1. For more information on COVID-19, please go to [www.bccdc.ca](http://www.bccdc.ca). If you develop severe symptoms, such as difficulty breathing (e.g. struggling to breathe or speaking in single words) or chest pain, call 9-1-1 or go to the nearest Emergency Department.

Please check BCCDC's [Symptoms of COVID-19](#) regularly to ensure the list is up to date.